

HSBC Corporate Money Funds Limited - US Dollar Fund

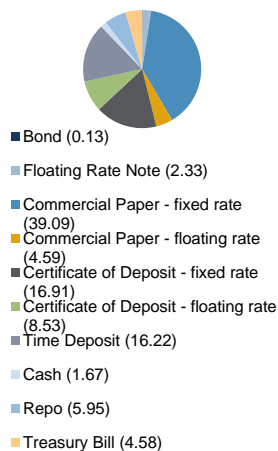
Share Class R

31 Oct 2020

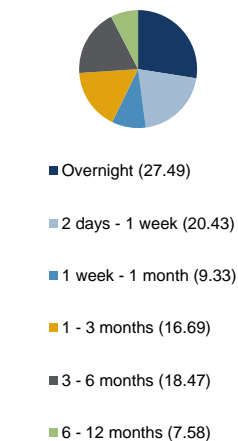
Fund Objective and Strategy

HSBC Corporate Money Fund aims to provide a high level of current income consistent with the preservation of capital and the maintenance of liquidity by investing in a diversified portfolio of money market instruments.

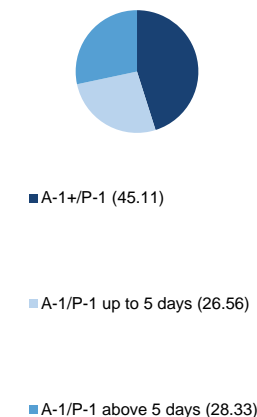
Instrument Mix %



Maturity Ladder %



Credit Quality Mix %



Top 10 Issuers (%)

INDUSTRIAL + COMMERCIAL BANK OF CHI	7.23
FIXED INCOME CLEARING CORPORATION	5.95
TORONTO-DOMINION BANK	4.69
UNITED STATES OF AMERICA	4.58
MIZUHO FINANCIAL GROUP INC	4.25
SOCIETE GENERALE	3.80
CHINA CONSTRUCTION BANK CORP	3.23
CREDIT AGRICOLE GROUP	2.97
SVENSKA HANDELSBANKEN AB	2.56
ANZ NEW ZEALAND (INT'L) LTD.	2.55

Source: HSBC Global Asset Management, data as at 31 October 2020

Risk Disclosure

- The Fund's unit value can go up as well as down, and any capital invested in the Fund may be at risk.
- The Fund's objective may not be achieved in adverse market conditions. During times of very low interest rates, the interest received by the Fund could be less than the costs of operating the Fund.
- Derivatives may be used by the Fund, and these can behave unexpectedly. The pricing and volatility of many derivatives may diverge from strictly reflecting the pricing or volatility of their underlying reference(s), instrument or asset.
- Investment Leverage occurs when the economic exposure is greater than the amount invested, such as when derivatives are used. A Fund that employs leverage may experience greater gains and/or losses due to the amplification effect from a movement in the price of the reference source.
- Further information on the Fund's potential risks can be found in the Key Investor Information Document and Prospectus.

Share Class Details

UCITS V Compliant	No
Distribution Type	Accumulating
Dealing Frequency	Daily
Valuation Time	16:30 Bermuda
Dealing Cut Off Time	15:00 Bermuda
Min. Initial Investment	USD 10,000
Annual Management Fee	0.65%
Share Class Base Currency	USD
Domicile	Bermuda
ISIN	BMG4641E1093
Share Class Inception Date	23 Nov 1993
NAV per Share	USD 18.27
Fund Size	USD 7,808,684,158
Bloomberg Ticker	BERINRI BH
Reference Benchmark	Secured Overnight Financing Rate (SOFR)
Manager	John F Chiodi
Master Fund Name	HSBC Global Liquidity Funds PLC - HSBC US Dollar Liquidity Fund
Master Fund Size	USD 38,668,363,804

Rating

Moody's Rating ¹	Aaa-mf
S&P Rating ¹	AAAm

Characteristics

Weighted Average Life ²	60
Weighted Average Maturity ³	44

Fund Manager Information

IMMFA Member	01/07/2000
--------------	------------

¹The "AAAm", "Aaa-mf" and "AAAmf" money market fund ratings are historical and reflect the superior quality of the Fund's investments, sound liquidity management, and strong operations and trading support. Periodic reviews are conducted to ensure a secure operations environment. The ratings do not eliminate the risks associated with investing in the Fund.

²The Weighted Average Life (WAL) of the fund is the average time to maturity calculated using the final legal maturity of all instruments, including floating rate notes. Thus, where the fund holds no floating rate instruments WAM and WAL will be the same.

³The Weighted Average Maturity (WAM) of the fund is the average number of days to maturity calculated using the next coupon fixing date of floating rate notes, and the final legal maturity of all other instruments. The maximum WAM is 60 days.

Performance (%) ⁴	YTD	1M	3M	6M	1Y	3Y	5Y
R	0.33	0.01	0.01	0.01	0.49	1.22	0.84
Reference Benchmark	0.41	0.13	0.13	0.12	0.59	1.46	1.09

Rolling Performance (%)	31 Oct 2019-31 Oct 2020	31 Oct 2018-31 Oct 2019	31 Oct 2017-31 Oct 2018	31 Oct 2016-31 Oct 2017	31 Oct 2015-31 Oct 2016
R	0.49	1.88	1.29	0.52	0.03
Reference Benchmark	0.59	2.17	1.61	0.81	0.26

⁴Result is annualised.

Past performance is not an indicator of future returns. The figures are calculated in the share class base currency, dividend reinvested, net of fees.

Source: HSBC Global Asset Management, data as at 31 October 2020

Important Information

HSBC Global Asset Management (Bermuda) Limited ("AMBM") of 37 Front Street, Hamilton, Bermuda, is a wholly owned subsidiary of HSBC Bank Bermuda Limited (the "Bank"). AMBM and the Bank are licensed to conduct investment business by the Bermuda Monetary Authority.

Funds managed by AMBM are offered by Prospectus only in those jurisdictions where they are permitted by law. Persons are required to inform themselves and observe any relevant restrictions. AMBM makes no representation as to the suitability of the funds for investors.

Investors should be aware that performance returns are affected by market fluctuations. Investing entails risks, including possible loss of principal. Past performance is no guarantee of future performance. Investors should note that the use of derivatives and investments involving a currency other than their own will create foreign exchange exposure, which involves special risks. It is the aim of the Company to preserve capital and, where applicable, to maintain a stable net asset value per share; these aims are not guaranteed. Additionally, investors should consider their investment objectives, whether or not they can assume these risks and should undertake their own appropriate professional advice. Expressions of opinion contained herein are subject to change without notice.

For investors investing via a nominee service provider, the nominee service provider will process the transaction and route all settlement proceeds to you, which may extend the settlement period. Please contact your investment advisor/introducing agent, or in the absence of those the nominee provider directly, to confirm the settlement period.

Issued by HSBC Global Asset Management (Bermuda) Limited

Licensed to conduct investment business by the Bermuda Monetary Authority

© Copyright HSBC Global Asset Management (Bermuda) Limited 2020. All Rights Reserved.

Further information can be found in the prospectus.

Contact Information

HSBC Global Asset Management (Bermuda) Limited Telephone: +441 299 6644

Email: asset.management@hsbc.bm

Website: assetmanagement.hsbc.bm

HSBC Corporate Money Funds Limited - US Dollar Fund

Supplement Information Sheet

31 Oct 2020

Performance (%) ¹	Return Currency	YTD	1M	3M	6M	1Y	3Y	5Y
A	USD	0.49	0.01	0.01	0.06	0.68	1.51	1.14
B	USD	0.46	0.01	0.01	0.04	0.64	1.46	1.09
C	USD	0.66	0.10	0.13	0.21	0.84	1.69	1.32
R	USD	0.33	0.01	0.01	0.01	0.49	1.22	0.84

Rolling Performance (%)	Return Currency	31 Oct 2019- 31 Oct 2020	31 Oct 2018- 31 Oct 2019	31 Oct 2017- 31 Oct 2018	31 Oct 2016- 31 Oct 2017	31 Oct 2015- 31 Oct 2016
R	USD	0.49	1.88	1.29	0.52	0.03
A	USD	0.68	2.21	1.64	0.87	0.31

¹ Result is annualised.

Past performance is not an indicator of future returns. The figures are calculated in the share class base currency, dividend reinvested, net of fees.

Share Class	Share Class Inception Date	ISIN	Share Class Base Currency	Min. Initial Investment	NAV per Share	Annual Charge	Distribution Type
R	23 Nov 1993	BMG4641E1093	USD	USD 10,000	18.27	0.65%	Accumulating
A	11 Nov 1997	BMG021901092	USD	USD 1,000,000	1.00	0.30%	Distributing
B	01 Feb 1999	BMG021901175	USD	USD 25,000	1.00	0.35%	Distributing
C	11 Jul 2005	BMG4641E1663	USD	USD 100,000,000	1.00	0.12%	Distributing
I	02 Jan 2007	BMG4641E1747	USD	USD 50,000,000	1.00	0.20%	Distributing

Different classes may have different performances, dividend yields and expense ratios. For hedged classes, the effects of hedging will be reflected in the net asset values of such classes. Expenses arising from hedging transactions may be significant and will be borne by the relevant hedged classes. Hedged class performs the required hedging on a best efforts basis.

Source: HSBC Global Asset Management, data as at 31 October 2020